



Using the Wild Apricot Mobile App

Using the Wild Apricot for members app

The Wild Apricot for members app allows you to log in and view content drawn from your Wild Apricot site.

This app requires Android version 5.1 or later.

What can you do with the member app?

- View a member directory
- View another member's profile
- Email your fellow members
- View the Trips and DTU calendars and details via Events
- Add a Trip or Training to your calendar app
- Register for a Trip or Training Course and pay the registration fee
- View your existing Trip and Training registrations
- Pay an outstanding Trip or Training registration fee
- View and edit your member profile
- View your membership card

Wild Apricot have a quick guide showing 3 things you can do with the app in under 30 seconds, available [here](#).

What can't you do with the member app?

- Delete existing event registrations

Downloading the member app

Wild Apricot's member app is a single app that different associations can use for their members. To download the Wild Apricot member app for **Android**, go to the Google Play store. To download the Wild Apricot member app for **Apple**, go to the app store.

Logging in

When you first open the member app, you will be asked to agree to the terms of use. Next, you will be asked to log in using the same email address and password you use to access your Wild Apricot site.

You can log out of the app from the main menu.



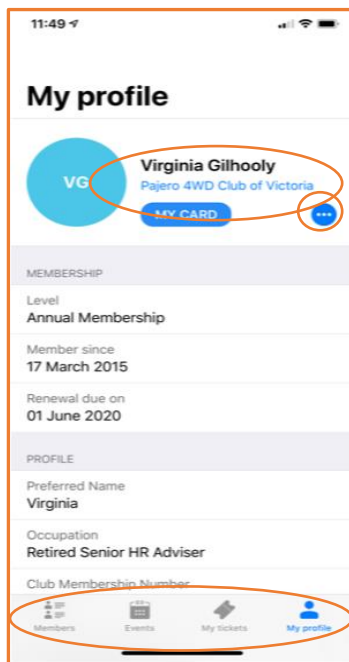
Using the Wild Apricot Mobile App

Navigating the member app

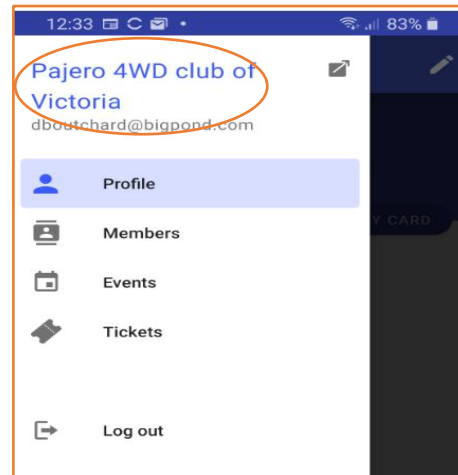
The Wild Apricot member app can consist of the following modules: Profile, Members, Events, Tickets. When you first log in to the app, you will be taken to the Profile module.

On your **Android app**, to jump to another module, swipe from the left and tap the module name from the menu that appears.

IOS app



Android app



On your **Apple (IOS) app**, you can jump to another module by clicking on the icons at the bottom of your screen

To log out of the member app tap **Log out** from the main menu. On the **IOS app**, access this menu by clicking the 3 dots.

Once you have the principles of navigation, the IOS and Android apps are similar in operation. The rest of this document will illustrate the app functions using screen shots from the IOS app.

Click Through to the Pajero Club Website

When you are in the mobile app you can easily click straight through to the Pajero Club web site. In both the IOS and Android apps you can click on the blue **Pajero 4WD Club of Victoria** text. This text is available at the top of the profile page for IOS users and from the main menu in the Android App.

You will remain logged in as you click through from the app to the web site. The web site will be optimised for the device you are using.

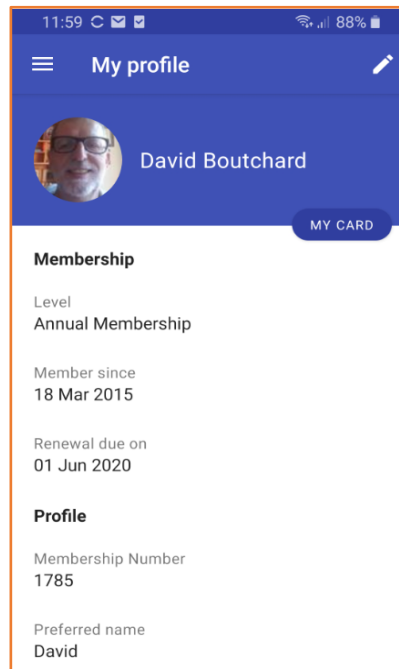


Using the Wild Apricot Mobile App

Viewing your profile

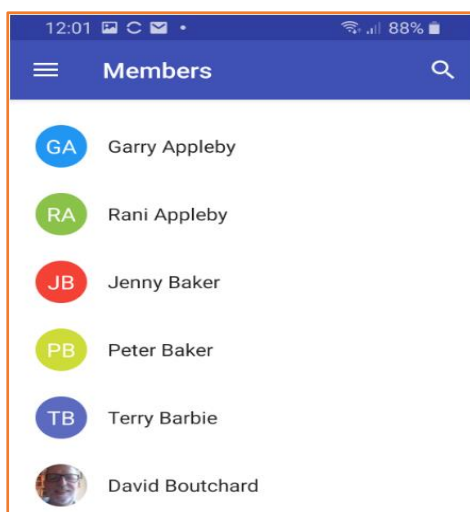
You can view your profile by tapping **Profile** from the main menu.

From your profile, you can view your membership card by tapping **My card**.



Viewing the member directory

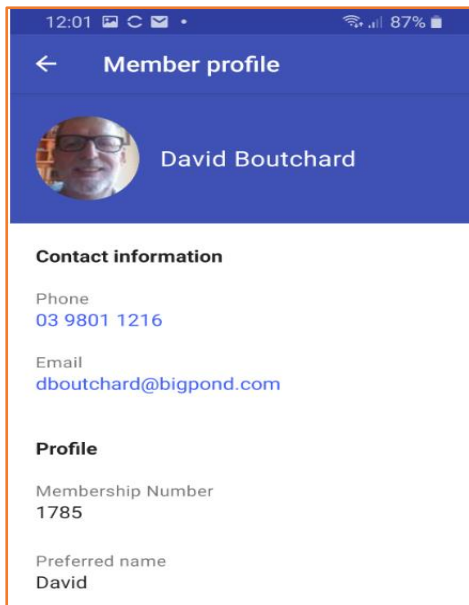
You can view a member directory by tapping **Members** from the main menu.





Using the Wild Apricot Mobile App

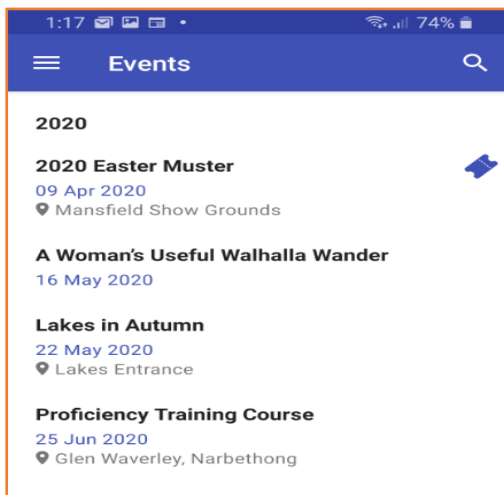
Tapping on a member within the directory will display that member's profile (subject to their privacy settings).



To send an email message to the member, tap the member's email address.

Viewing the events list

You can view an event calendar showing upcoming trips and training by tapping **Events** within the main menu.

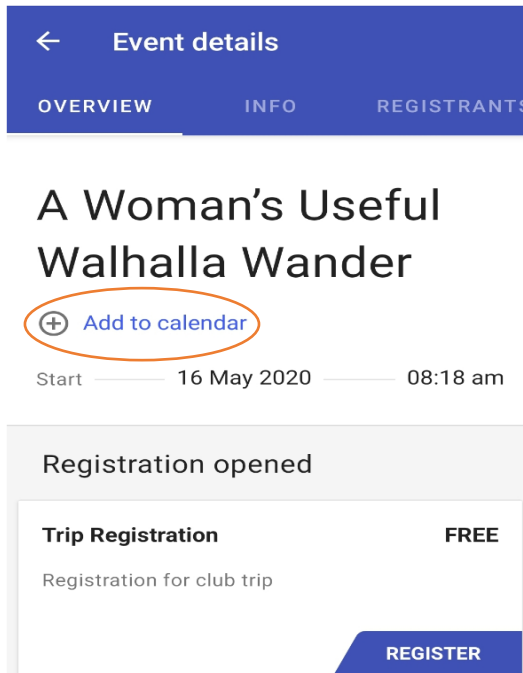


A ticket icon will appear beside events for which you are already registered.

Tapping any of the events within the list will display the details of that event.



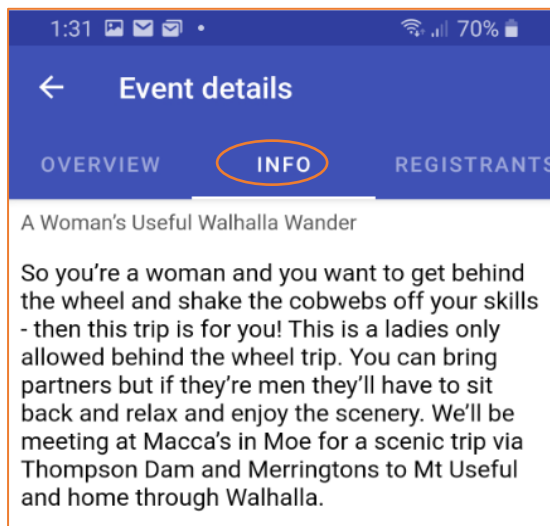
Using the Wild Apricot Mobile App



To add the event to your calendar app, tap **Add to calendar**. You'll be asked for permission to access your calendar.

Tapping on the location within the event details will display the location within your map app.

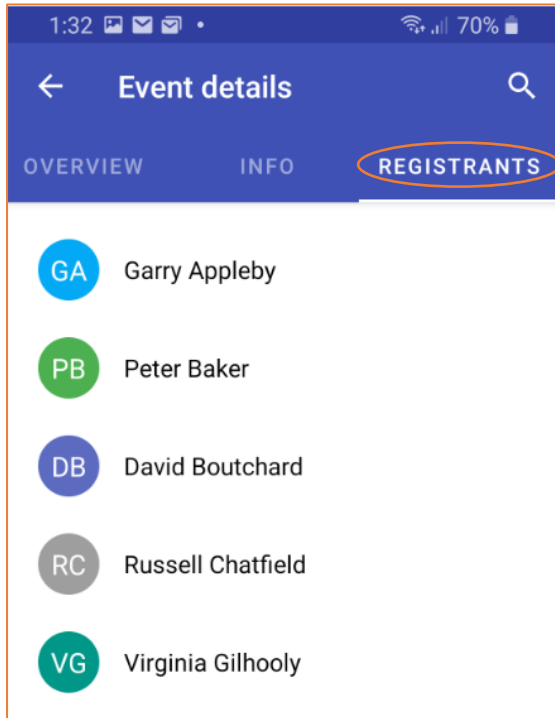
To view the event description, tap the **Info** tab.



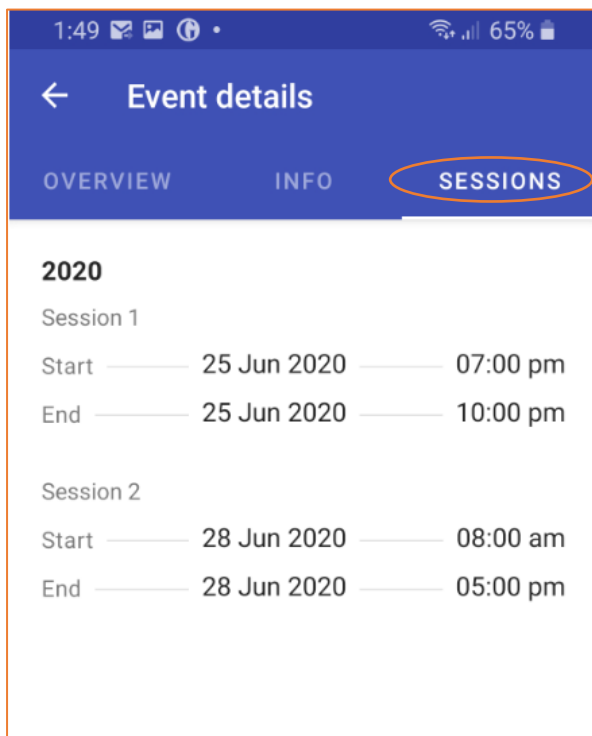
To view the registrants who have agreed to have their names listed, tap the **Registrants** tab.



Using the Wild Apricot Mobile App



If the event has multiple sessions, you can tap **View all sessions** to view session details.





Using the Wild Apricot Mobile App

You can register for the event by tapping the **Register** button beside the appropriate registration type. The registration form will appear, along with options to specify the number of guests and indicate whether you want to appear within the public list of event registrants.

The screenshot shows a mobile app interface for a registration form. At the top, the status bar shows the time 2:01, signal strength, Wi-Fi, and 61% battery. The app header is a blue bar with a back arrow and the title 'Registration form'. The form content is as follows:

- Event:** Proficiency Training Course
- Start:** 25 Jun 2020 07:00 pm
- End:** 25 Jun 2020 10:00 pm
- Location:** Glen Waverley, Narbethong
- Training - Proficiency:** \$120.00 (AUD)
- * First name:** David
- For Annual memberships only spouse/partners are eligible to be added to the membership.*
- * Last name:** Boutchard

Once you complete the registration form and tap **Continue**, your payment options will appear. Depending on the payment method chosen when the event was set up, you might see **Invoice me** and/or **Pay online** buttons.



Using the Wild Apricot Mobile App

← Review and confirm

Event
Proficiency Training Course

Start — 25 Jun 2020 — 07:00 pm
End — 25 Jun 2020 — 10:00 pm

Location
Glen Waverley, Narbethong

Training - Proficiency \$120.00 (AUD)
Total amount \$120.00 (AUD)

First name
David

Last name
Boutchard

Membership Number
1785

Preferred name
David

INVOICE ME PAY ONLINE

Once you click a payment option and complete the registration, your registration will appear within your **Tickets** module.

Viewing event tickets

You can view your existing event registrations by tapping **Tickets** within the main menu.

☰ My tickets

2020

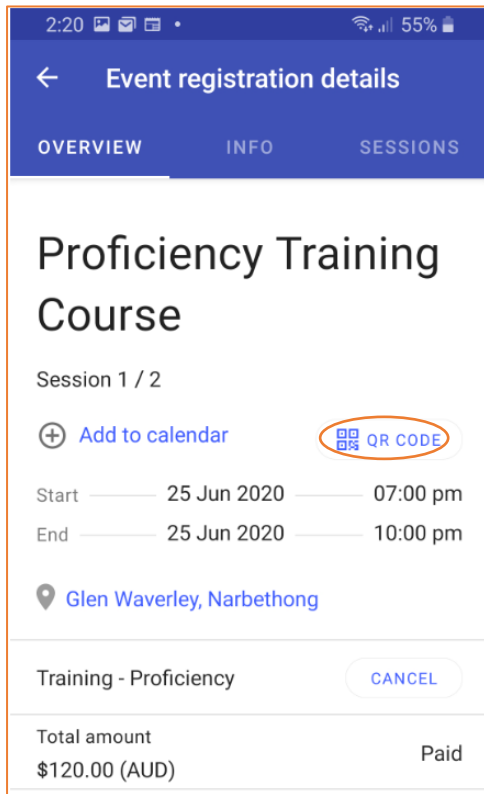
2020 Easter Muster
09 Apr 2020
📍 Mansfield Show Grounds

Proficiency Training Course
Session 1 / 2 • 25 Jun 2020
📍 Glen Waverley, Narbethong

Tapping one of the registrations within the list will display the event registration details.



Using the Wild Apricot Mobile App



If the event registration fee is not fully paid, you can tap the **Pay** button to pay the fee online.