



Pajero Club Renewal Process

About your renewal process

All club memberships for the Pajero Club of Victoria fall due for renewal on 1 June each year

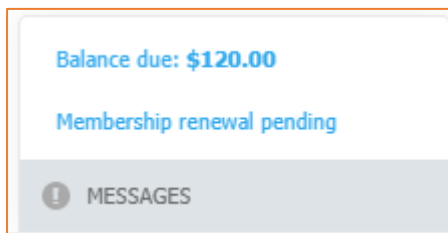
You can renew your membership from 30 days prior to the due date.

You will receive 3 notices via email up to the due date:

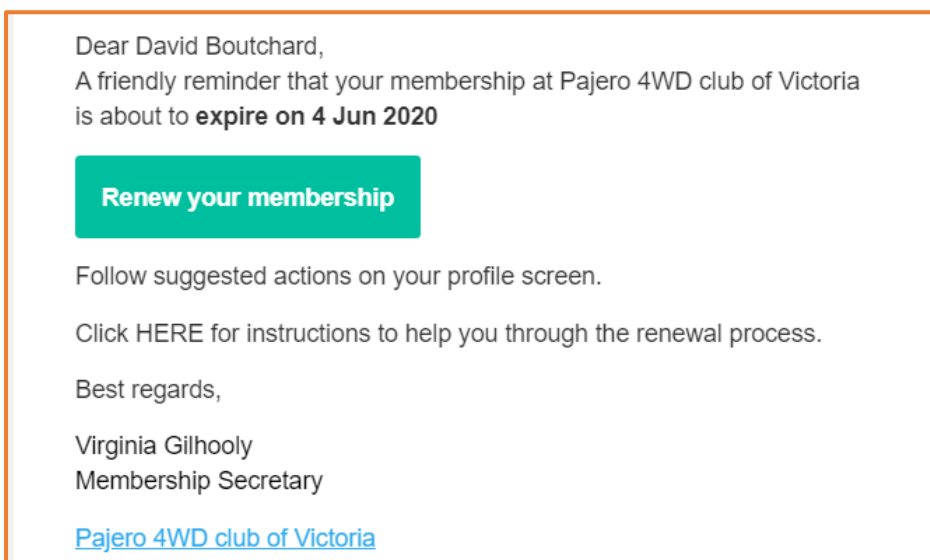
- Notice 1 – 14 days before the due date.
- Notice 2 – 7 days prior to the due date (if not paid prior)
- Notice 3 – on the due date (if not paid prior)

If you do not renew by the due date you will receive two further notices. If you do not renew by the last notice (60 days past the due date) your membership will be automatically suspended.

Along with the first notice, you will receive an invoice for the annual renewal due. From this point until you pay your renewal and the payment is processed you will notice a message in the bottom RHS of your screen when you log in to Wild Apricot.



The picture below shows an example of notice 1.





Pajero Club Renewal Process

Options to renew

You can renew using the following options:

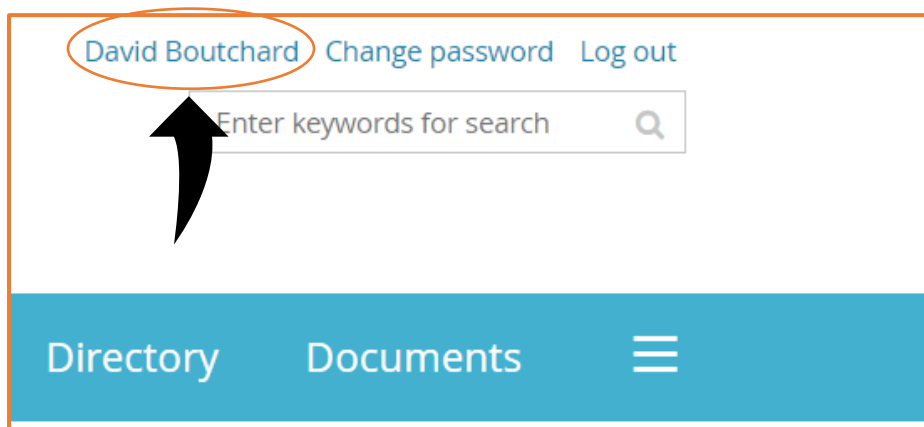
1. Click the **Renew your membership** button on any of your renewal notices and login to be directed to your profile page, or
2. Navigate to the club home page at www.pajeroclub.com.au and log in using your user name and password and navigate to your profile page, or
3. From your mobile app, navigate to the club home page and navigate to your profile page
4. If you are paying for your Membership Renewal using an **offline method** (e.g. bank deposit, cheque or cash) you only need to pay by your preferred method and your renewal will be completed once your payment has been received. No action is required in Wild Apricot.
5. If you are paying for your Membership Renewal using an **Online method** (eg credit or debit card), follow the instructions below.

Navigating to your profile page

To commence your renewal, navigate to your **Profile** page. The way you navigate to your profile page depends on whether you are using a web browser or the Wild Apricot member app on your smart phone.

In your Browser

Navigate to the home page at www.pajeroclub.com.au and log in. Go to the top right part of the web page and click on your name. This will open your profile page.






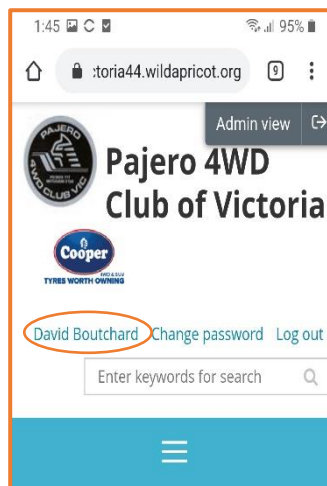
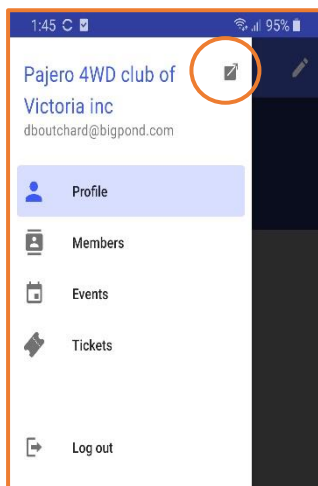
Pajero Club Renewal Process

In your Member app

Log into your app with your username and password. Open the flyout menu by pressing the 3 horizontal bars at the top left.

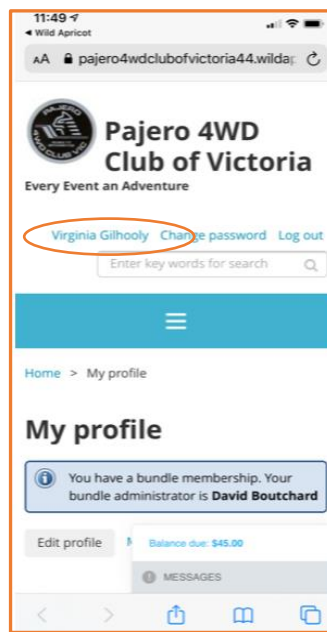
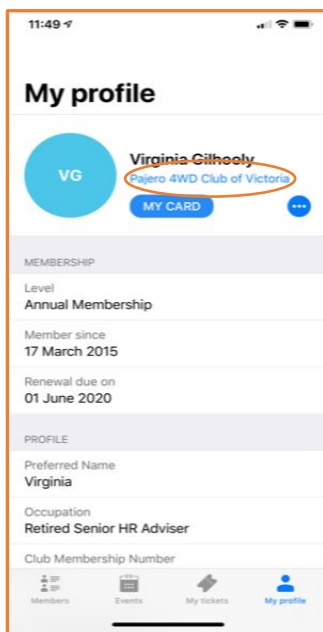
In your Android app

Click on the  symbol at the top right-hand side of the menu. This will take you to the Club home page on your smart phone. From your home page navigate to your profile page.



In your IOS (Apple) app

From your profile screen on your app, click on **Pajero 4WD Club of Victoria**. This



will take you to the Club home page on your smart phone. From your home page, navigate to your profile page.



Pajero Club Renewal Process

Start your renewal

When you navigate to your profile page, you will be taken to the **Invoice and payments** page where you will see a notice for the amount outstanding.

My profile

[Edit profile](#) [My directory profile](#)
Balance due: \$120.00

[Profile](#) [Privacy](#) [Email subscriptions](#) [Member photo albums](#) [My event registrations](#) [Invoices and payments](#) [Donations](#)

Balance due (1 items): \$120.00

Preferred payment method is online payment - Select "Pay Online".

If you are paying by any other payment method - Just make your payment - No further action required. Include your name or Member Number when making the payment.

For Bank Direct Deposits The Clubs Bank Account details are as follows:
 Bank: Commonwealth Bank of Australia
 Account Name: Pajero 4WD Club of Victoria
 BSB: 063-213
 Account: 00900831

[Pay online](#)

Search Records found: **40**

Date	Transaction	Balance due <input checked="" type="checkbox"/>
29 Apr 2020	Invoice #00120 Member renewal Annual Membership	\$120.00 <input checked="" type="checkbox"/>

Preferred payment method is online payment - Select "Pay Online". If this is a new application an...

At this point, if you wish, you can click **Edit profile** to review your membership details and update as required. Click **Save** once complete.

Paying Online

The Pajero Club's preferred payment method is **Online Payment** by credit card or debit card. This reduces overheads and speeds up the payment process for renewals. Click **Pay online** on your **profile screen**, complete your card details and click the **Pay** button.

You will receive a receipt for your payment and a **Renewal Confirmation** via email.

Pajero 4WD club of Victoria

<https://pajero4wdclubofvictoria44.wildapricot.org/>

Enter credit card details

/

Billing information

Details

Invoice #00030 \$120.00

- Membership renewal.
Level: Annual
Membership. Renew to 1 Jun 2020

Total amount: \$120.00 (AUD)

protected by reCAPTCHA

[Cancel](#) [Pay \\$120.00 \(AUD\)](#)



Pajero Club Renewal Process

Paying using Offline Methods

You can choose to pay by **Offline** methods, including Bank Direct Credit, cheque or cash.

If you choose one of these other methods, you need not do anything else in Wild Apricot. Just pay using your preferred method.

Once your payment has been received, it will be processed, and your Membership Renewal completed.

Viewing your invoice

You can view a copy of the invoice you were sent with your first notice by pressing the **View/Pay invoice** button on the Profile tab on your **My profile** page.

My profile

[Edit profile](#) [My directory profile](#)

[Profile](#) [Privacy](#) [Email subscriptions](#) [Member photo albums](#) [My event registrations](#) [Invoices and payments](#)

Membership details

Membership renewal initiated, not paid yet.

[View / Pay invoice](#)

Membership level **Annual Membership - \$120.00 (AUD)**
Bundle (up to 2 members)
Subscription period: 1 year, on: June 1st
No automatically recurring payments

Membership status **Pending - Renewal**

While viewing your invoice online, if you have changed your mind, you can still choose to pay online. This button will be on your profile page until your payment has been finalised by the membership secretary.



Invoice #00120

Balance due: \$120.00

Preferred payment method is online payment - Select "Pay Online".

If you are paying by any other payment method - Just make your payment - No further action required. Include your name or Member Number when making the payment.

For Bank Direct Deposits The Clubs Bank Account details are as follows:
Bank: Commonwealth Bank of Australia
Account Name: Pajero 4WD Club of Victoria
BSB: 063-213
Account: 00900831

[Pay online](#)

Invoice details

Balance due \$120.00

Amount \$120.00



Pajero Club Renewal Process

Once your payment has been received and processed you will receive a receipt and a final confirmation email.

PAYMENT RECEIPT

Pajero 4WD club of Victoria
 ABN 82 344 073 688
 Date: 4 Apr 2020
 Amount: \$120.00
 Tender: Bank transfer

Payment received from:
 David Boutchard
 dboutchard@bigpond.com

Payment for:

Date	Document	
4 Apr 2020	Invoice 00031 Membership renewal. Level: Annual Membership. Renew to 1 Jun 2020	Settled amount \$120.00 Invoice total \$120.00 Due \$0.00

Total settled: \$120.00
 Available balance: \$0.00

Dear David Boutchard,
 Your membership renewal at Pajero 4WD club of Victoria to 1 Jun 2020 has been completed successfully!

YOUR MEMBERSHIP DETAILS:
 Name: David Boutchard
 Email: dboutchard@bigpond.com
 Organization:
 Membership status: Active
 Membership level: Annual Membership (\$120.00 (AUD))
 Member since: 18 Mar 2015
 Next renewal date: 1 Jun 2020

You can log in at [Pajero 4WD club of Victoria](#) using your email dboutchard@bigpond.com and password.

Best regards,
[Pajero 4WD club of Victoria](#)

You can now continue to enjoy your membership of the Pajero Club.

Membership Cards

In past years, the Club has issued new membership cards as part of the Membership Renewal process.

This year (2020) the Club will not be issuing new physical cards. Instead the club will be using the electronic card which is viewable through your **Profile** page and through the membership app.



Pajero Club Renewal Process

If you wish you can print your card, please follow the following instructions:

1. Navigate to your Profile page and view your membership card
2. Click on **Printable PDF** beneath your membership card image. This will download a PDF document with a printable version of your card and instructions for printing.


My profile

[Edit profile](#) [My directory profile](#)

[Profile](#) [Privacy](#) [Email subscriptions](#) [Member photo albums](#) [My event registrations](#) [Invoices and payments](#)

Membership details

Membership card



[Image optimized for smartphones](#)
[Printable PDF](#)


Follow the instructions to print your card and cut out. You can then place your card in a card holder or your wallet.

David's membership card

Card size (after cropping): 88.9 x 50.8 mm / 3.5 x 2 inches / 300 dpi

How to use:

1. Print this page. Be sure to set the scaling to 100%. You might want to use thick paper like cardstock.
2. Choose between the card with straight corners or rounded corners.
3. Cut out the card you chose using a knife or scissors.
4. Place the card in a card holder or lanyard.



Card with straight corners

